

# KAPA PROBE FAST qPCR KITS

Precise, reproducible, and versatile  
for all probe-based qPCR applications.

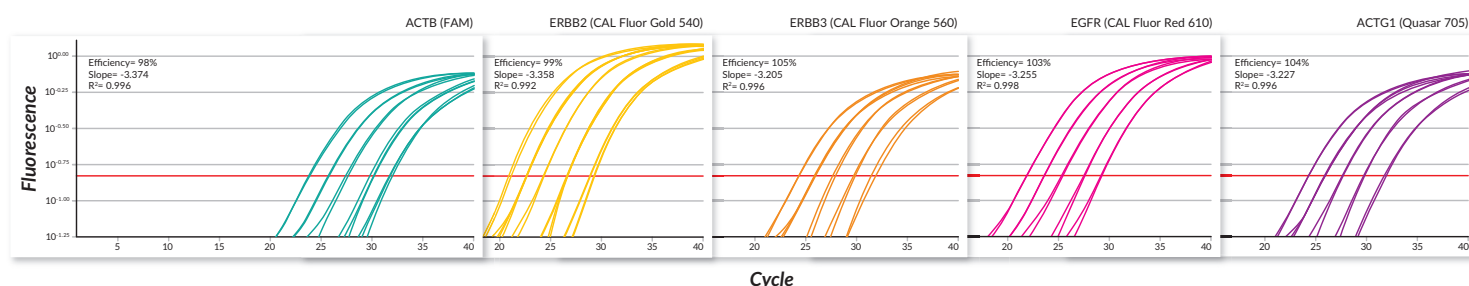
KAPA PROBE FAST qPCR Kits provide fast and reproducible results for all probe-based qPCR applications. Kits contain a ready-to-use master mix for highly sensitive and accurate real-time PCR using sequence-specific fluorogenic probe chemistries, including hydrolysis probes (e.g., TaqMan<sup>®</sup>), FRET probes, and displacement probes (e.g., molecular beacons).

Kits offer:

- compatibility with probe-based qPCR applications and instruments
- fast, reproducible, and precise quantification
- discrete clusters in SNP genotyping assays
- broad dynamic range
- highly stable master mix for high-throughput workflows

## Achieve Excellent Reproducibility and Efficiency

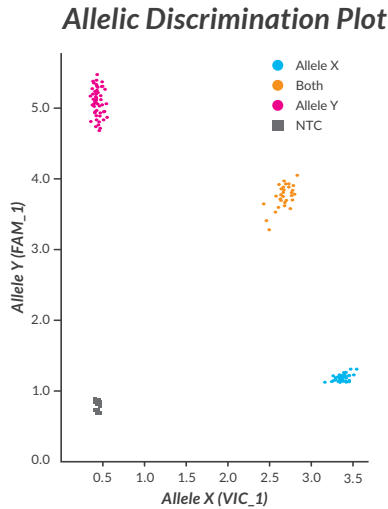
- Fast, high performance five-colored multiplex PCR
- Similar abundance levels achieved with low copy number
- Broad dynamic range of up to 10 orders of magnitude



Results for all 5 amplicons across a 5 point dilution series were obtained when assayed in penta-plex using a fast cycling protocol. Reaction volumes also included human genomic DNA (0.39 – 100 ng), 200 nM of each primer, and 200 nM of each hydrolysis probe (ACTB - FAM<sup>™</sup>/BHQ<sup>®</sup>-1, ERBB2 - CAL Fluor<sup>®</sup> Gold 540/ BHQ-1, ERBB3 - CAL Fluor Orange 560/ BHQ-2, EGFR - CAL Fluor Red 610/ BHQ-2, ACTG1 - Quasar<sup>®</sup> 705/ BHQ-2) using the following fast cycling protocol: 95°C for 3 min followed by 40 cycles of 95°C, 15 sec; 60°C, 15 sec.

# Accurately Discriminate between Alleles

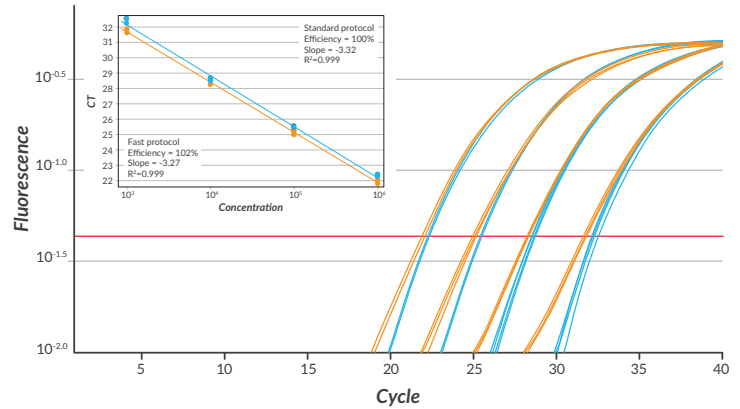
- Exceptional differentiation of heterozygous and homozygous alleles
- Discrete clusters in SNP genotyping assays



A total of 168 human genomic DNA samples were successfully genotyped along with 24 no-template controls using an ATP1B3 SNP genotyping assay on the ABI 7900HT real-time PCR system. Reaction volumes also included human genomic DNA (10 ng), 200 nM of each primer, and 200 nM of each hydrolysis probe (Allele X – FAM/ BHQ-1, Allele Y – VIC/ BHQ-1) using the following standard cycling protocol: 95°C for 10 min followed by 40 cycles of 95°C, 15 sec; 60°C, 60 sec.

# Increase Flexibility

- Compatible with both standard and fast cycling protocols
- Retain accurate quantification



Amplification plots were generated using either a standard cycling protocol (95°C for 10 min followed by 40 cycles of 95°C, 15 sec; 60°C, 60 sec) or a fast cycling protocol: 95°C for 3 min followed by 40 cycles of 95°C, 3 sec; 60°C, 20 sec. Reaction volumes also included human genomic DNA (10-fold dilutions over a 0.1 ng – 100 ng per reaction range), 200 nM of each primer, and 200 nM of hApoB100 (FAM/BHQ-1) hydrolysis probe.

# Ordering Information

Roche Cat. No.	Kapa Code	Description	Kit Size
07959800001	KK4701	KAPA PROBE FAST Universal qPCR Kit	1 x 1 mL
07959818001	KK4702	KAPA PROBE FAST Universal qPCR Kit	1 x 5 mL
07959826001	KK4703	KAPA PROBE FAST Universal qPCR Kit	2 x 5 mL
07959842001	KK4705	KAPA PROBE FAST ABI Prism® qPCR Kit	1 x 1 mL
07959869001	KK4706	KAPA PROBE FAST ABI Prism qPCR Kit	1 x 5 mL
07959877001	KK4707	KAPA PROBE FAST ABI Prism qPCR Kit	2 x 5 mL
07959893001	KK4709	KAPA PROBE FAST Bio-Rad iCycler™ qPCR Kit	1 x 1 mL
07959907001	KK4710	KAPA SYBR® FAST Bio-Rad iCycler qPCR Kit	1 x 5 mL
07959915001	KK4711	KAPA SYBR FAST Bio-Rad iCycler qPCR Kit	2 x 5 mL
07959931001	KK4715	KAPA PROBE FAST, (Universal)	50 mL
07959940001	KK4716	KAPA PROBE FAST, (ROX Low)	1 mL
07959958001	KK4717	KAPA PROBE FAST, (ROX Low)	5 mL
07959966001	KK4718	KAPA PROBE FAST, (ROX Low)	10 mL

@KapaBiosystems KapaBiosystems KapaBiosystems

**Headquarters, United States**  
Wilmington, Massachusetts  
Tel: 781.497.2933  
Fax: 781.497.2934

**International Office**  
Cape Town, South Africa  
Tel: +27.21.448.8200  
Fax: +27.21.448.6503

**Kapa Technical Support**  
kapabiosystems.com/support  
**Kapa Sales**  
sales@kapabiosystems.com

